

## New Features and Enhancements in MyEducation BC

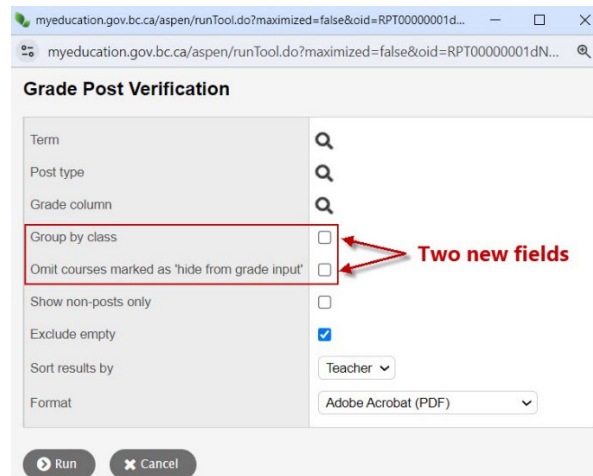
The following new features and enhancements have been implemented in MyEducation BC:

### Grade Post Verification Report Updated

School View > Grades top tab > Grade Input side tab > Reports > Grade Post Verification

Two new fields appear on the pop-up to run the Grade Post Verification Report:

- Group by class
- Omit courses marked “hide from grade input”



Selecting the option to “Group by class” results in a report that looks like this:

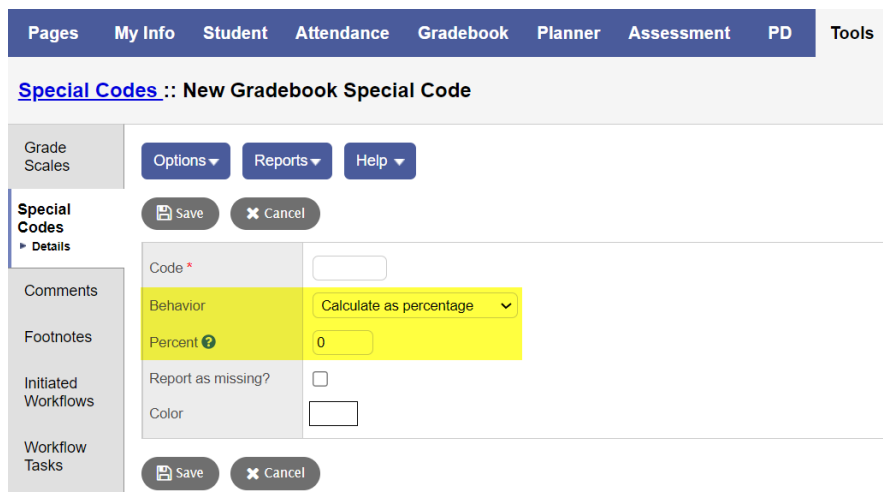
Greater Victoria		Sample Secondary				
Page 1		Grade Post Verification			June 28, 2024	
<b>Grading Term:</b> Q4 <b>Post Type:</b> Term grades for all students <b>Grade Column:</b> Final						
Act Lv 11/12 S2 Sample, Teacher 1		Combined Gradebook: No			Total Students: 29	
Course	Description	Teacher	Students	Grades	Posted On	Posted By
MACLV11----02	ACTIVE LIVING 11	Sample, Teacher 1	19	19	27/06/2024 12:22 PM	sample1@sd61.bc.ca
MACLV12----02	ACTIVE LIVING 12	Sample, Teacher 1	10	10	27/06/2024 12:17 PM	sample1@sd61.bc.ca
Art 10-12 S2 B Sample, Teacher 2		Combined Gradebook: No			Total Students: 27	
Course	Description	Teacher	Students	Grades	Posted On	Posted By
MVAC-10----02	STUDIO ARTS 3D 10	Sample, Teacher 2	13	13	28/06/2024 1:32 PM	sample2@sd61.bc.ca
MVAC-11----02	STUDIO ARTS 3D 11	Sample, Teacher 2	10	10	28/06/2024 1:32 PM	sample2@sd61.bc.ca
MVAC-12----02	STUDIO ARTS 3D 12	Sample, Teacher 2	4	4	28/06/2024 1:33 PM	sample2@sd61.bc.ca
Total Students: 27						

**Staff View – Calculate Assignment score based on percentage of total possible points**

**Important note:** This option cannot be used with K-9 courses. It can only be used on Grade 10 – 12 courses for teachers using calculated assignments.

This is a special codes option for teachers to calculate an assignment score based on percentage of the total possible points. When creating a special code, select the option **Calculate as percentage** in the behaviour field. In the percent field, enter the **percentage of total points** (up to 100) to use in calculation when a value is entered on the Scores page and the special code is attached.

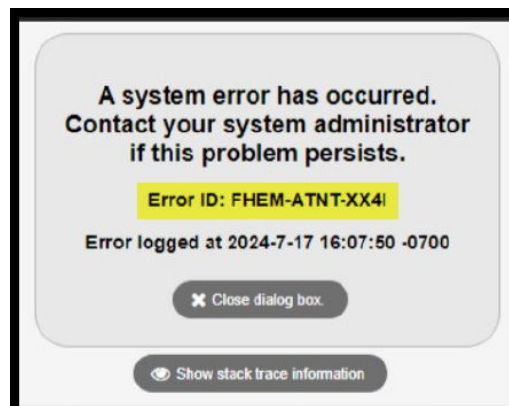
Staff View > Tools top tab > Special Codes Side tab



The screenshot shows the 'Special Codes' interface. At the top, there are navigation tabs: Pages, My Info, Student, Attendance, Gradebook, Planner, Assessment, PD, and Tools. Below this is the title 'Special Codes :: New Gradebook Special Code'. On the left is a sidebar with options like Grade Scales, Special Codes (selected), Comments, Footnotes, Initiated Workflows, and Workflow Tasks. The main form area has a 'Code' field, a 'Behavior' dropdown menu set to 'Calculate as percentage', a 'Percent' input field with '0', a 'Report as missing?' checkbox, and a 'Color' field. There are 'Save' and 'Cancel' buttons at the top and bottom of the form.

## Error Message – Stack Trace Error Update

When MyEducation BC users encounter a Stack Trace error, they will no longer see detailed information. Instead, users are provided with a unique error ID code. Please include the error ID code when submitting a [Web Help Desk](#) ticket. In fact, you may want to consider taking a screen capture of the error and attaching it to the ticket as a file.



## Enhancements related to the Transfer and Withdraw Wizards

Three key enhancements have been implemented in MyEducation BC around using the Transfer function, which is only used to transfer a student to another school within district, and when using the Withdraw wizard to withdraw a student:

- Field Removal
- Program Code End-Dating
- Removal of Student from Snapshots

**Important note:** These enhancements are only related to the Transfer and Withdraw Student wizards, and not to the End of Year Rollover (EOYR) process.

### **Field Removal**

The following fields associated with a student demographic record will be automatically removed (set to blank):

- Homeroom
- Next School
- Locker information
- Counsellor
- Group Membership (with both dynamic and static groups)
- Future Post-Dated Attendance Records

The procedure will only end future post-dated attendance records at the school initiating the transfer or withdrawal.

### **Program Code End-Dating**

General programs assigned to a student at the school level, in the current school year, that list a “Program School” will be end dated with the withdraw or transfer date if there is no current end date, or if the program is future end dated.

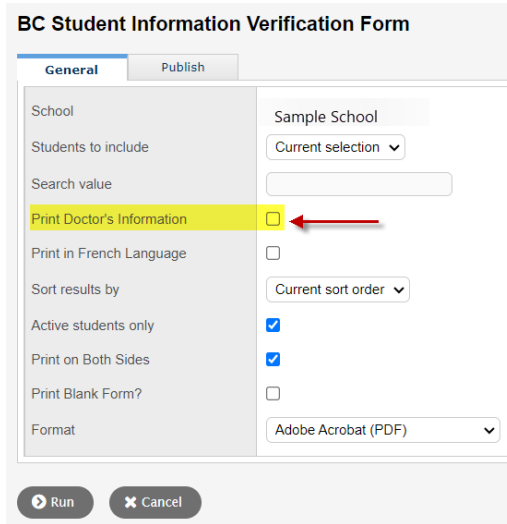
### **Removal of Student from Snapshots**

At the time of the withdraw or transfer, the student will be removed from any snapshots owned by the user or school initiating the action. Snapshots owned at the district level will not be adjusted.

**Additional Enhancements**

**Print Doctor's Information – BC Student Information Verification Form**

A “Print Doctor's Information” selection has been added to the BC Student Information Verification Form parameter screen. The default is that the doctor's information will no longer print on the form unless the box has been checked.

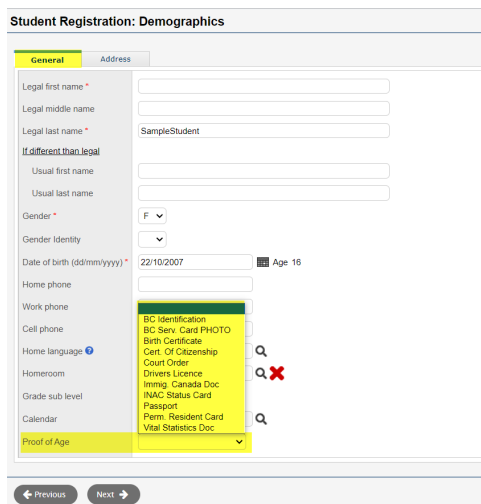
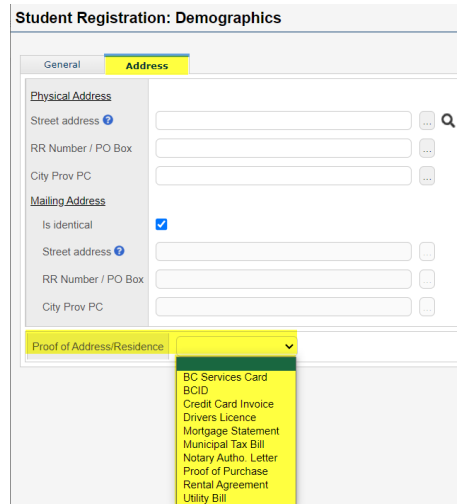


**New Fields Added to the Registration Wizard Process**

Two new fields have been added to the Registration Wizard process. These fields are not mandatory.

**General tab: Proof of Age**

**Address tab: Proof of Address/Residence**

### Updated Names – Band of Origin and Band of Residence Fields

School View > Student top tab > Student record > Details side tab > Language & Culture tab

The names of some Bands have been updated in MyEducation BC based on information provided by the Ministry. The updated names are supplied by the Federal government in collaboration with Indigenous stakeholders. Affected records will show an asterisk (\*) on the name, allowing you to choose the correct Band name for the student.

**Please note:** This does not affect the 1701 data collection because it does not pull Band names, only Band codes.